

10 to 12 year olds

50mins

Description

Question words help us ask questions by requesting specific information.

Objectives

To understand how to form basic questions.

Language

There are many ways to form a question, but here we will focus on the use of question words. Question words always go at the beginning of a sentence, before the auxiliary verb.
(question word + auxiliary + subject + inf./gerund)

Who - used for people

- Who is your favourite singer?

What - used for information.

- What is Sara doing?
- What time is your appointment?

When - used for time.

- When do you have your English lesson?

Where - used for places.

- Where do you live?

Which - used to identify one thing in a group.

- Which book is yours?

Why - used to provide an explanation.

- Why didn't you finish your homework?

How - has many functions. We use it for...

- States: How are you? How was your day?
- Quantities - **(countable nouns)** How many brothers and sisters have you got?
(uncountable) How much cake do you want to eat?
- Prices - How much do these shoes cost? How much is a cup of coffee?

Note: when determining a price we use 'how much' for both countable and uncountable nouns.

- Frequency - How often do you swim?
- Distance - How far is your school from your house?

Sometimes the question word acts as the subject. These are called subject questions. In these questions, there is no auxiliary verb and the word order is not inverted.

(Question word + verb + object)

- Who ate my pizza?
- What happened after that?

Question Words

10 to 12 year olds

50mins

Materials

- Worksheet
- Activity cards
- Pencils

Procedure

10mins

Introduction: Introduce 'question words' by reviewing the grammar rules and watching the supplementary video.

20mins

Activity: Investigation - Split the students into two teams. One team is a group of police officers investigating a crime. The second team is a group of suspects. The police officers choose a card from the 'crime' activity cards. Then, the witnesses each choose a card from the 'suspects' pile. Police officers must ask the witnesses questions using the wh-question words to determine the profession of each suspect and discover who did the crime. The police officers must use all 5 'wh' question words before they can make a guess.

20mins

Worksheet: Complete the sentences for reinforcement.

Diagram



WHO

Who is that person?



WHAT

What is in the present?



WHEN

When is your birthday?



WHY

Why are you on my head?



WHERE

Where should we go next?



HOW

How does that work?

QUESTION WORDS

Use question words from the box to fill in the gaps below and complete the question.

WHO - WHAT - WHERE - WHEN - WHY - HOW - HOW MUCH - HOW MANY - WHICH

1. did you go on your last holiday?

2. subjects do you learn at school?

3. is your best friend?

4. time do you spend doing your homework?

5. do you want to be when you grow up?



6. of your family members is the tallest?

7. is it important to study English?

8. do you usually eat dinner?

9. often do you go to the cinema?

10. brothers and sisters have you got?



Answer the following questions using complete sentences:

1. When is your birthday?

2. What is your favourite ice cream flavour?






3. Where do you go to school?

4. Who is your English teacher?

5. How many subjects do you study?

6. Which of your family members is the tallest?

Match the question word to its meaning:

Who	<input type="radio"/>	Reason, purpose	<input type="radio"/>		
Where	<input type="radio"/>	Information	<input type="radio"/>		
When	<input type="radio"/>	Location	<input type="radio"/>		
Why	<input type="radio"/>	People	<input type="radio"/>		
What	<input type="radio"/>	Time	<input type="radio"/>		

Crime Cards

a murder



The businessman



a theft



The millionaire




a kidnapping



The housekeeper



a car accident




The professor



a prank



The best friend



a burglary



The family member

